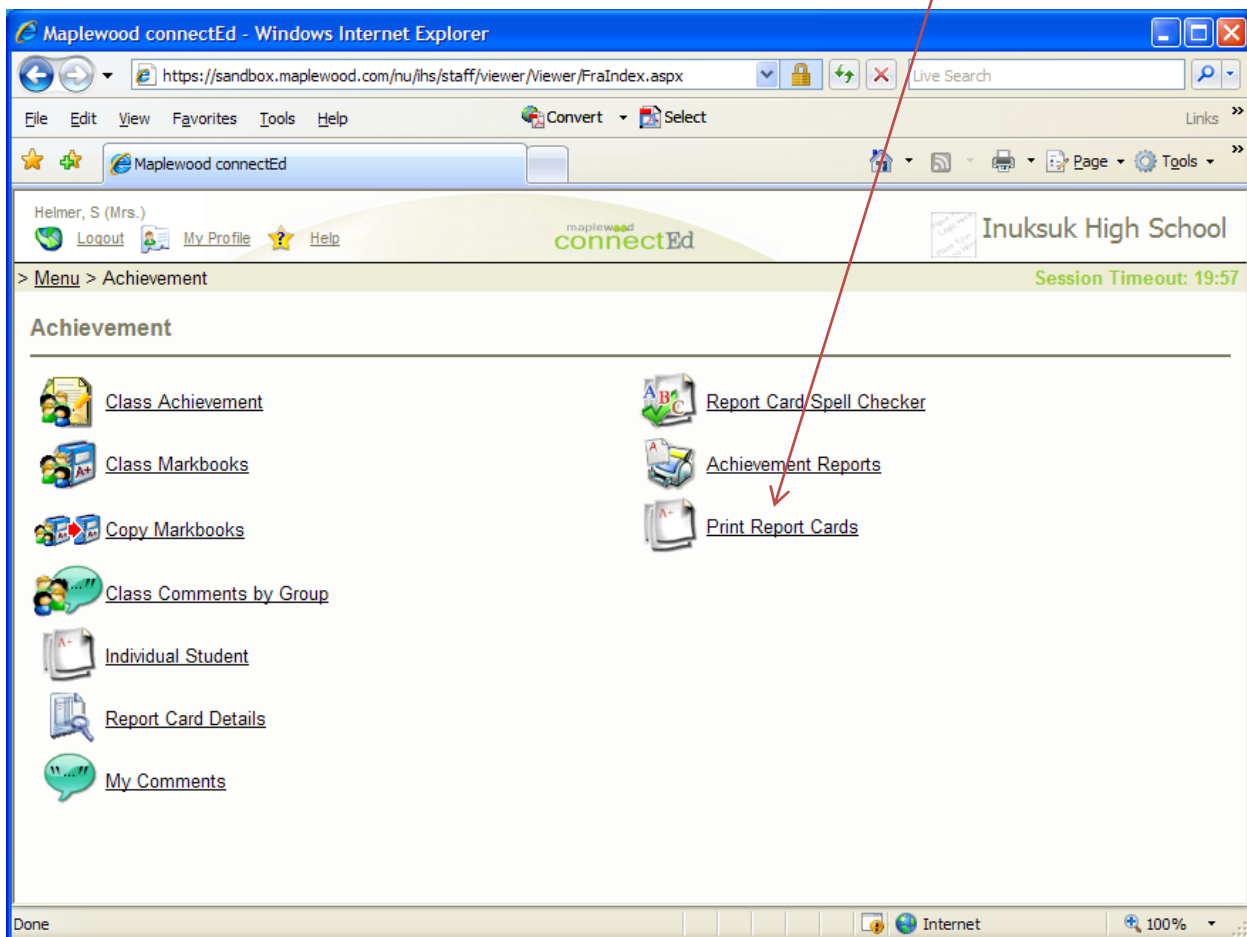


HOW TO PRINT NUNAVUT REPORT CARDS FROM CONNECTED

This document explains how to use Maplewood connectEd to print Nunavut report cards. The system comes with three report cards: elementary, middle years and secondary card. You can print report cards any time to see how your comments and marks look on the card.

How to print Nunavut report cards from connectEd

1. After logging in, got to **Achievement**. You should see a link for **Print Report Cards**. If you do not see it, you have not been granted the permissions to do so and the permissions have to be changed. Contact your school administrators or one of the SIS Coordinators for the permission change.



2. Next, select the correct **Report Type: Individual** or **Combined**. The Elementary and Middle Years report cards are under **Individual**, the complete secondary school report card under **Combined**.

3. Select the **Report**, such as “Middle Years (Term 1)”

4. Select the **Report Date** if other than today

Maplewood connectEd - Windows Internet Explorer

https://hosting.maplewood.com/nu/ams/staff/viewer/Viewer/FraIndex.aspx

Robinson, Marc Logout My Profile Help

Aqsarniit Middle School

> Menu > Achievement > Print Report Cards Session Timeout: 18:12

Print Report Cards

Report Group: Report Cards

Report Type: ☒ Individual ☐ Combined

Report(s): ☐ Elementary (Term 1) ☒ Middle Years (Term 1)

Report Date: 11/01/2012

Page Padding: None

View Cancel

Please select a student ☐ Include Deleted Students

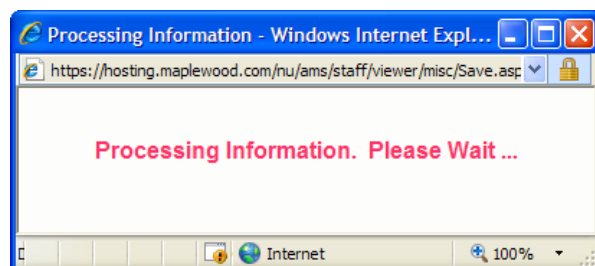
Homeroom ☐ Class ☐ Advisor Group

A34 6A Frenken, S

#	Name	Grade	Select All	Select None
1	Acosta, Angela	6	<input checked="" type="checkbox"/>	<input type="checkbox"/>
2	Albertson, Adam	6	<input checked="" type="checkbox"/>	<input type="checkbox"/>
3	Almeida, Brandi	6	<input checked="" type="checkbox"/>	<input type="checkbox"/>
4	Amarante Cruz, Meghan	6	<input checked="" type="checkbox"/>	<input type="checkbox"/>
5	Cho, Morgan	6	<input checked="" type="checkbox"/>	<input type="checkbox"/>
6	Collings, Megan	6	<input checked="" type="checkbox"/>	<input type="checkbox"/>
7	Falcao, Adam	6	<input checked="" type="checkbox"/>	<input type="checkbox"/>
8	Hoekstra, Cameron	6	<input checked="" type="checkbox"/>	<input type="checkbox"/>
9	Iliescu, Sarah	6	<input checked="" type="checkbox"/>	<input type="checkbox"/>
10	Kameka, Camryn	6	<input checked="" type="checkbox"/>	<input type="checkbox"/>
11	Kennelly, Kali	6	<input checked="" type="checkbox"/>	<input type="checkbox"/>
12	Kim, David	6	<input checked="" type="checkbox"/>	<input type="checkbox"/>
13	Kinder, Jossie	6	<input checked="" type="checkbox"/>	<input type="checkbox"/>

5. Next, select the students for whom you want to print the report card. You can filter them by **Homeroom**, **Class** or by **Advisor Group**.

6. Click **View** and the report card generation process starts.




7. The report should show up in Adobe Reader. From there you can save it as PDF or print it.

https://hosting.maplewood.com/nu/ams/staff/viewer/ClsMgr/Repts/PrEntRpt.aspx?getReport=1

https://hosting.maplewood.com/nu/ams/staff/viewer/ClsMgr/Repts/PrEntRpt.aspx?getReport=1

1 / 40 68.1% Find



Aqsarniit Middle School
Report Card
 Reporting Term: Fall

Grade 7 Report Card	Student: Aliqatuqnuq, Bradley	Student ID: 002004865
	Homeroom Teacher: Marc Robinson	Date Issued: 11/01/2012

Attendance

Attendance	Term 1	Term 2	Term 3	Total
Days Absent:				
Days Late:				

Academic Achievement

The student's academic achievement is described by the following scale.

Scale	The student...
80% to 100% A	Consistently demonstrates thorough understanding and in-depth application of the concepts and skills
70% to 79% B	Demonstrates good understanding and application of concepts and skills
60% to 69% C	Demonstrates basic understanding and some application of concepts and skills
50% to 59% D	Demonstrates a limited understanding and minimal application of concepts and skills; support required to meet learning goals

Done Unknown Zone